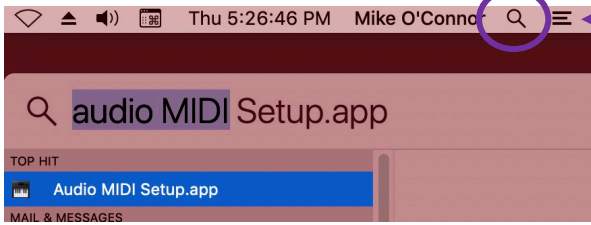
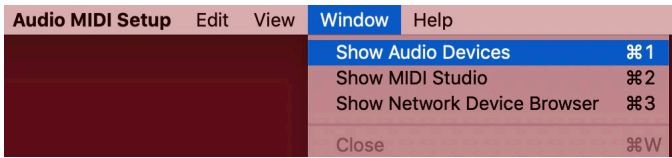


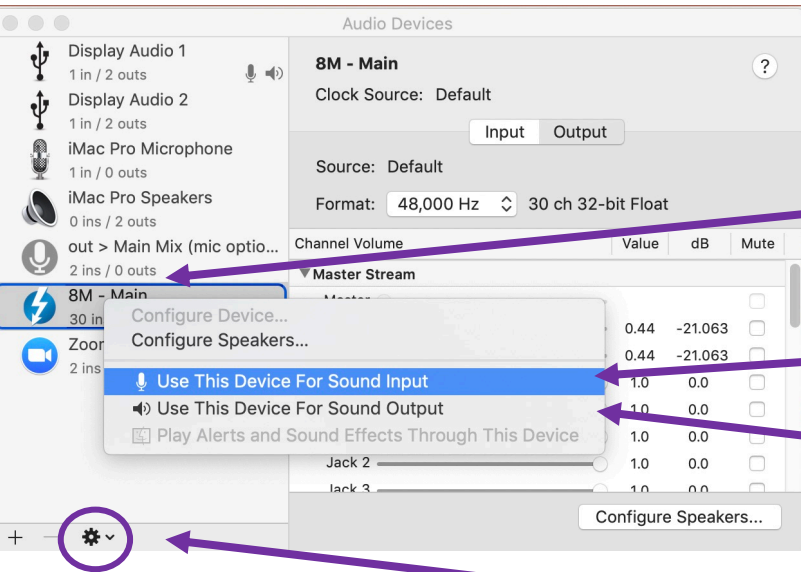
AUDIO SETUP For Mac users



Launch the Audio MIDI Setup app. Spotlight Search (the magnifying glass) is an easy way to find it



Open the Audio Devices window

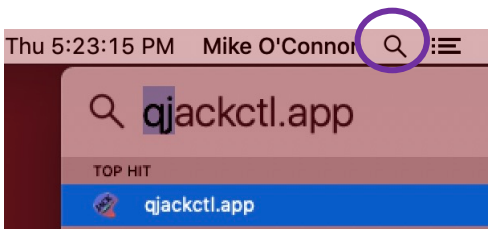


Right-click (or control-click) the interface you want to use for the session (or use the "gear" icon

Use the device for both input...

and output

Or click this "gear" icon to make input/output selections



Launch QJackCtl app. Spotlight Search (the magnifying glass) is an easy way to find it

QJACKCTL MESSAGES WINDOW

Case 1

```
Messages - JACK Audio Connection Kit
06:22:01.802 Patchbay deactivated.
06:22:01.819 Statistics reset.
Cannot connect to server socket err = No such file or directory
Cannot connect to server request channel
jack server is not running or cannot be started
JackShmReadWritePtr::~JackShmReadWritePtr - Init not done for -1, skipping unlock
JackShmReadWritePtr::~JackShmReadWritePtr - Init not done for -1, skipping unlock
```

Verify that sample rate and buffer size in Settings match those in audio interface (or computer, if using built-in interfaces).

If same: leave qJackCtl running, and click the "Start" button again

If different:
match the settings
Quit/restart qJackCtl

Case 2

```
06:22:15.835 Startup script...
06:22:15.835 artsshell -q terminate
Cannot connect to server socket err = No such file or directory
Cannot connect to server request channel
jack server is not running or cannot be started
JackShmReadWritePtr::~JackShmReadWritePtr - Init not done for -1, skipping unlock
JackShmReadWritePtr::~JackShmReadWritePtr - Init not done for -1, skipping unlock
sh: artsshell: command not found
06:22:16.239 Startup script terminated with exit status=32512.
06:22:16.240 JACK is starting...
06:22:16.240 usr/local/bin/jackd -dcoreaudio -dcom_motu_driver_proaudio_device:0001f2
06:22:16.253 JACK was started with PID=838.
jackdmp 1.9.11
Copyright 2001-2005 Paul Davis and others.
Copyright 2004-2016 Grame.
jackdmp comes with ABSOLUTELY NO WARRANTY
This is free software, and you are welcome to redistribute it
under certain conditions; see the file COPYING for details
JACK server starting in realtime mode with priority 10
self-connect-mode is "Don't restrict self connect requests"
06:22:18.307 Could not connect to JACK server as client. - Overall operation failed. - Unal
Cannot connect to server socket err = No such file or directory
Cannot connect to server request channel
jack server is not running or cannot be started
JackShmReadWritePtr::~JackShmReadWritePtr - Init not done for -1, skipping unlock
JackShmReadWritePtr::~JackShmReadWritePtr - Init not done for -1, skipping unlock
Did not get sample rate notification...
Cannot initialize driver
JackServer::Open failed with -1
Failed to open server
06:22:19.647 JACK was stopped with exit status=255.
06:22:19.647 Post-shutdown script...
06:22:19.647 killall jackd
No matching processes belonging to you were found
06:22:20.056 Post-shutdown script terminated with exit status=256.
```

Verify that sample rate and buffer size are correct in Settings (and that Input and Output Channels don't exceed the number in the audio interface)

If correct: click the "Start" button again

If incorrect:
click "stop,"
match the settings
click "start"

Case 3

```
07:18:50.551 Shutdown notification.
07:18:50.552 JACK is being forced...
Cannot read socket fd = 23 err = Function not implemented
CheckRes error
JackSocketClientChannel read fail
07:18:50.565 JACK has crashed.
07:18:50.752 JACK was stopped successfully.
07:18:50.752 Post-shutdown script...
07:18:50.752 killall jackd
No matching processes belonging to you were found
07:18:51.159 Post-shutdown script terminated with exit status=256.
```

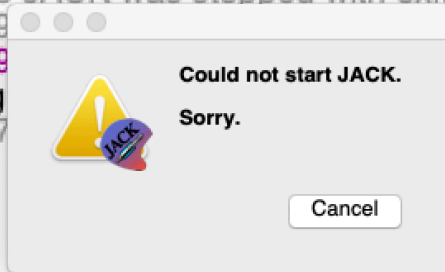
Verify that sample rate and buffer size are correct in Settings, and match those in audio interface.

If same: click the "Start" button again

If different:
click "stop,"
match the settings
click "start"

Case 4

```
18:58:44.393 JACK is starting...
18:58:44.393 usr/local/bin/jackdmpxxx -dcoreaudio
18:58:44.405 Could not start JACK. Sorry.
18:59:16.848 JACK was stopped with exit status=2
18:59:16.849
18:59:16.849
No matching
18:59:17.257
```



Possibly caused by an incorrect Server Path in Settings. Some locations to try (linux/Mac):

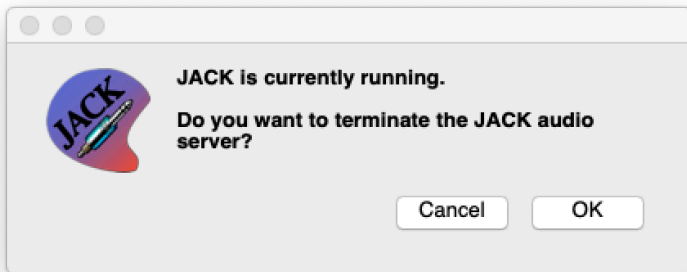
- usr/local/bin/jackd
- usr/local/bin/jackdmp

If needed:

save new Settings

Always:

quit/restart qJackCtl
click "start"



Tip:

Click **cancel** (which leaves the Jack server running)

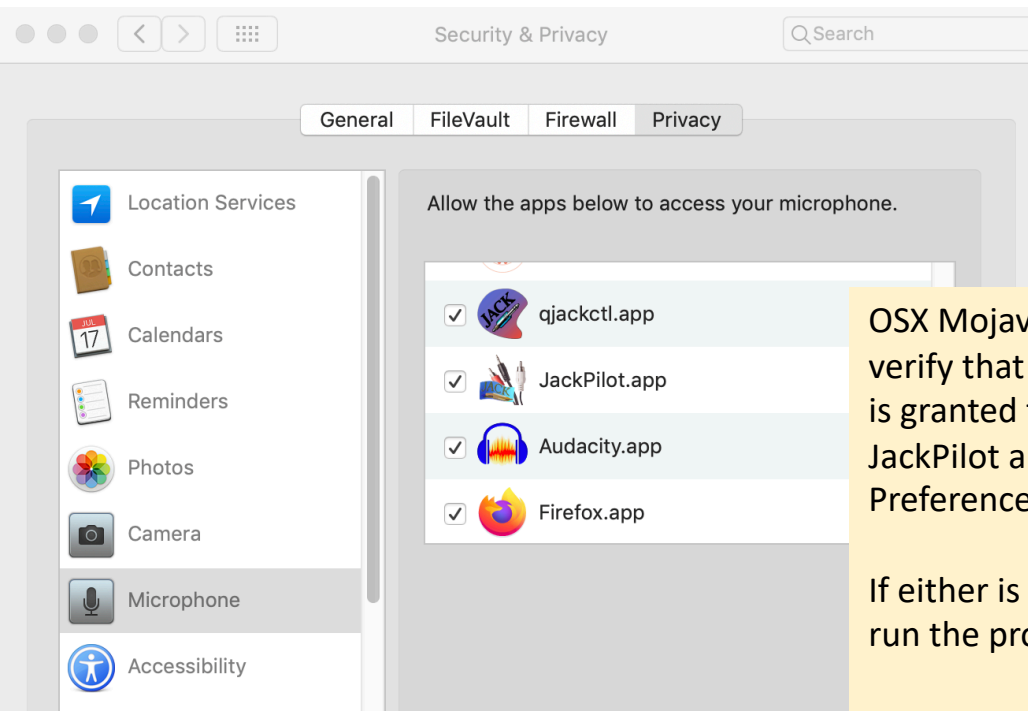
Click "Stop" in qJackCtl first, then...

Quit qJackCtl.

```
06:22:38.740 JACK is starting...
06:22:38.740 usr/local/bin/jackd -dcoreaudio -dcom_motu_driver_proaudio_device:0001f2ffe000a52 -r48000 -p256 -i4 -o
06:22:38.749 JACK was started with PID=849.
jackdmp 1.9.11
Copyright 2001-2005 Paul Davis and others.
Copyright 2004-2016 Grame.
jackdmp comes with ABSOLUTELY NO WARRANTY
This is free software, and you are welcome to redistribute it
under certain conditions; see the file COPYING for details
JACK server starting in realtime mode with priority 10
self-connect-mode is "Don't restrict self connect requests"
Input channel = 0 ==> JACK input port = 0
Input channel = 1 ==> JACK input port = 1
Input channel = 2 ==> JACK input port = 2
Input channel = 3 ==> JACK input port = 3
JACK output port = 0 ==> output channel = 0
JACK output port = 1 ==> output channel = 1
JACK output port = 2 ==> output channel = 2
JACK output port = 3 ==> output channel = 3
CoreAudio driver is running...
06:22:40.896 Server configuration saved to "/Users/mikeoconnor/.jackdrc".
06:22:40.897 Statistics reset.
06:22:40.899 Client activated.
06:22:40.907 JACK connection change.
06:22:40.914 JACK connection graph change.
```

Normal startup

- nothing in red
- Inputs and outputs are visible (the number will vary, 4 channels specified for this example)



OSX Mojave and Catalina users – verify that access to microphone is granted to QJackCtl and JackPilot apps in System Preferences.

If either is missing from the list, run the program to get it there.